

UNDERWATER LED LIGHTS SCM-6 Series

• 6 LEDs • 2,400 Lumens • 24W



DESCRIPTION

The SCM-6 underwater light provides your vessel 24 watts of intense LED lighting. The SCM-6's low profile design allows for many mounting locations. 5 different single color options to choose from. The unique stainless steel housing compliments the look of any trailer or lift kept boat.

FEATURES

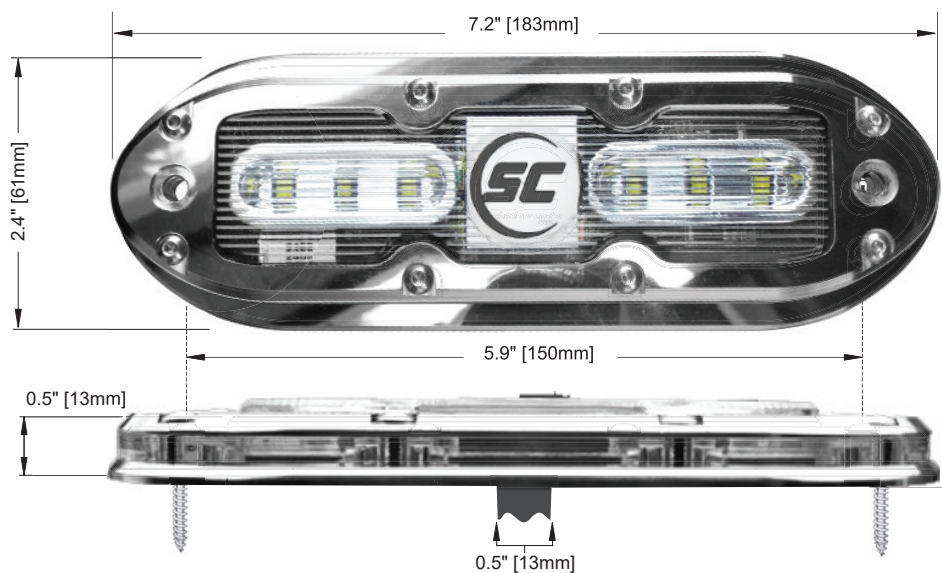
- Proprietary clear-gel-filled design, injected through entire unit – eliminates condensation and/or water intrusion under stress
- Tough, polycarbonate lens
- Passivated stainless steel 316 material provides a durable corrosion resistant housing
- Transient surge and reverse polarity protection – dramatically prolongs unit life
- Thermal throttling technology – enables safe operation even out of water











SPECIFICATIONS

- Up to 2,400 lumens
- 120 degree beam angle
- 24 watts power draw
- 2.0 amps operating current draw @ 12 volts
- 10-30 volts input
- 7.2" (183 mm) x 2.4" (61mm) x 0.5" (13mm)
- IP68 fully submersible waterproof design
- 6 single color LEDs

INCLUDES

- Lighting unit
- 20' (6 m) submersible-grade cable
- 2 SS316 1" #8 PH screws
- Standard 3 year warranty



SCM-6 SERIES LIGHT COLOR MODELS					
	BIMINI BLUE	ULTRA BLUE	AQUA GREEN	COOL RED	GREAT WHITE
MODEL #	SCM-6-BB-20	SCM-6-UB-20	SCM-6-AG-20	SCM-6-CR-20	SCM-6-GW-20
BADGE IDENTIFIER					



Designed & Manufactured
in Clearwater, FL

© 2020 Shadow-Caster® LEDs. All Right Reserved.

Shadow-Caster® LED Lighting | 2060 Calumet Street | Clearwater, FL 33765
p: +1 727.474.2877 e: info@shadow-caster.com w: shadow-caster.com